




Hose Shank Nozzle Bodies

Single 


PART#	SIZE
338D	3/8"
33812D	1/2"

90° Single 

PART#	SIZE
3NTL14	1/4"
3NTL38	3/8"
3NTL12	1/2"
3NTL58	5/8"
3NTL34	3/4"

Double 

PART#	SIZE
3NTT38	3/8"
3NTT12	1/2"
3NTT58	5/8"
3NTT34	3/4"

Triple 

PART#	SIZE
3T38C	3/8"
3T12C	1/2"
3T34C	3/4"




QJ100 Quick TeeJet Nozzle Bodies

Single 

PART#	SIZE
18635-111-406-NYB	3/8"
18638-111-540-NYB	1/2"
18719-111-785-NYB	3/4"


Double 

PART#	SIZE
18636-112-406-NYB	3/8"
18639-112-540-NYB	1/2"
18720-112-785-NYB	3/4"


Triple 

PART#	SIZE
18637-113-406-NYB	3/8"
18640-113-540-NYB	1/2"
18721-113-785-NYB	3/4"


QJ200 Quick TeeJet Nozzle Bodies w/ Check Valve

Single 

PART#	SIZE
19349-211-406-NYB	3/8"
19349-211-540-NYB	1/2"
19349-211-785-NYB	3/4"


Double 

PART#	SIZE
19350-212-406-NYB	3/8"
19350-212-540-NYB	1/2"
19350-212-785-NYB	3/4"


Triple 

PART#	SIZE
19351-213-406-NYB	3/8"
19351-213-540-NYB	1/2"
19351-213-785-NYB	3/4"

QJ300 Quick TeeJet Nozzle Bodies w/ Check Valve

Single 

PART#	SIZE
22251-311-375-NYB	3/8"
22251-311-500-NYB	1/2"
22251-311-750-NYB	3/4"

Double 

PART#	SIZE
22252-312-375-NYB	3/8"
22252-312-500-NYB	1/2"
22252-312-750-NYB	3/4"



NEW PRODUCTS
EQUIPMENT
LUCAS OIL PRODUCTS
KNIVES & COULTER COMPONENTS
TANKS
PRECISION ELECTRONICS
SPRAY TIPS
NOZZLE BODIES
SPRAY COMPONENTS
PUMPS & METERS
VALVES & STRAINERS
FITTINGS & COUPLINGS
NH3
FUEL TRANSFER
AG COMPONENTS
PLANTER PRODUCTS

Nozzle Body Assemblies For Wet Booms

QJ360 Series



3 Outlet

PART#	SIZE
QJ363C-1/2-NYB	1/2"
QJ363C-3/4-NYB	3/4"
QJ363C-1-NYB	1"



4 Outlet

PART#	SIZE
QJ364C-1/2-NYB	1/2"
QJ364C-3/4-NYB	3/4"
QJ364C-1-NYB	1"



5 Outlet

PART#	SIZE
QJ365C-1/2-NYB	1/2"
QJ365C-3/4-NYB	3/4"
QJ365C-1-NYB	1"

QJ370 Series

LEFT HAND CHECKVALVE

3 Outlet

PART#	SIZE
QJ373-1/2-NYB	1/2"
QJ373-3/4-NYB	3/4"
QJ373-1-NYB	1"



5 Outlet

PART#	SIZE
QJ375-1/2-NYB	1/2"
QJ375-3/4-NYB	3/4"
QJ375-1-NYB	1"

QJ360 Series with Fertilizer Outlet

PART#	SIZE	TYPE	Outlets
QJ363F-1-NYB	1"	Single	3+1
QJ364F-1-NYB	1"	Single	4+1
QJ365F-1-NYB	1"	Single	5+1



Split Eyelet Angle Turret

PART#	SIZE
24216A-1/2-NYB	1/2"
24216A-3/4-NYB	3/4"
24216A-1-NYB	1"



Single Nozzle Bodies for Wet Booms



Hinged Eyelet QuickJet

PART#	SIZE
QJ17560A-1/2-NYB	1/2"
QJ17560A-3/4-NYB	3/4"
QJ17560A-1-NYB	1"



90° Split Eyelet QuickJet

PART#	SIZE
QJ22187-1/2-NYB	1/2"
QJ22187-3/4-NYB	3/4"
QJ22187-1-NYB	1"



Split Eyelet 11/16" Thread

PART#	SIZE
25775-1/2T-NYB	1/2"
25775-3/4T-NYB	3/4"
25775-1T-NYB	1"



Split Eyelet QuickJet

PART#	SIZE
QJ7421-1/2-NYB	1/2"
QJ7421-3/4-NYB	3/4"
QJ7421-1-NYB	1"





Nozzle Body Assemblies For Dry Booms

QJ360 Series



3-Outlet

PART#	SIZE	TYPE
QJ363C-500-1-NYB	1/2"	Single
QJ363C-750-1-NYB	3/4"	Single
QJ363C-1000-1-NYB	1"	Single
QJ363C-500-2-NYB	1/2"	Double
QJ363C-750-2-NYB	3/4"	Double
QJ365F-1000-2-NYB	1"	Double



4-Outlet

PART#	SIZE	TYPE
QJ364C-500-1-NYB	1/2"	Single
QJ364C-750-1-NYB	3/4"	Single
QJ364C-1000-1-NYB	1"	Single
QJ364C-500-2-NYB	1/2"	Double
QJ364C-750-2-NYB	3/4"	Double
QJ364C-1000-2-NYB	1"	Double



5-Outlet

PART#	SIZE	TYPE
QJ365C-500-1-NYB	1/2"	Single
QJ365C-750-1-NYB	3/4"	Single
QJ365C-1000-1-NYB	1"	Single
QJ365C-500-2-NYB	1/2"	Double
QJ365C-750-2-NYB	3/4"	Double
QJ365C-1000-2-NYB	1"	Double

QJ370 Series

LEFT HAND CHECKVALVE



3 Outlet

PART#	SIZE	TYPE
QJ373-500-1-NYB	1/2"	Single
QJ373-750-1-NYB	3/4"	Single
QJ373-1000-1-NYB	1"	Single
QJ373-500-2-NYB	1/2"	Double
QJ373-750-2-NYB	3/4"	Double
QJ373-1000-2-NYB	1"	Double



5 Outlet

PART#	SIZE	TYPE
QJ375-500-1-NYB	1/2"	Single
QJ375-750-1-NYB	3/4"	Single
QJ375-1000-1-NYB	1"	Single
QJ375-500-2-NYB	1/2"	Double
QJ375-750-2-NYB	3/4"	Double
QJ375-1000-2-NYB	1"	Double

Hose Shank for Dry Boom Nozzle Bodies



PART#	SIZE	TYPE
CP38936-NYB	1/2"	Single
CP38938-NYB	3/4"	Single
CP38940-NYB	1"	Single
CP38937-NYB	1/2"	Double
CP39839-NYB	3/4"	Double
CP38941-NYB	1"	Double

QJ360 Series with Fertilizer Outlet



PART#	SIZE	TYPE	Outlets
QJ363F-1000-1-NYB	1"	Single	3+1
QJ363F-1000-2-NYB	1"	Double	3+1
QJ364F-1000-1-NYB	1"	Single	4+1
QJ364F-1000-2-NYB	1"	Double	4+1
QJ365F-1000-1-NYB	1"	Single	5+1
QJ365F-1000-2-NYB	1"	Double	5+1

Angle Turret



PART#	SIZE	TYPE
24230A-1-540-NYB	1/2"	Single
24230A-1-785-NYB	3/4"	Single
24230A-2-540-NYB	1/2"	Double
24230A-2-785-NYB	3/4"	Double
24230A-3-540-NYB	1/2"	Triple
24230A-3-785-NYB	3/4"	Triple





Boom Nozzle Bodies and Valves

Hypro ProFlo Nozzle Body

PART#	SIZE	TYPE	Outlets	Checkvalve Location
4223N-B324V-00	1"	Viton	3	Right
4223N-B524V-00	1"	Viton	5	Right
BG-4223N-B324VL	1"	Viton	3	Left
BG-4223N-B524VL	1"	Viton	5	Left

Diaphragm: 4200-004V



Right Checkvalve



Left Checkvalve

Hypro Express Nozzle Body End Cap



BG-7433-3316

Hypro Flush Valve



BG-7433-3319

* Hypro Express End Cap **SOLD SEPARATELY**

Wilger Boom End Flush Valves



25176-V0 1" NPT valve
25175-V0 1 1/4" NPT valve

Replacement Nozzle Bodies for High Flow JD Sprayers



4072CLV01
Diaphragm: 40720000.151

CheckValves

Type T

PART#	SIZE	MATERIAL
CP12904-NYB	1/4"	Nylon
CP1321	1/4"	Brass
CP1321-SS	1/4"	SS



Type TT

PART#	SIZE	MATERIAL
CP8028-NYB	1/4"	Nylon
CP1322	1/4"	Brass
CP1322-SS	1/4"	SS



Nozzle Caps

PART#	SIZE	MATERIAL
CP8027-NYB	1/4"	Nylon
CP1325	1/4"	Brass
CP1325-SS	1/4"	SS

Checkvalve

PART#	SIZE	MATERIAL
11750-**-5	5PSI	PP (Poly) or SS (Stainless)
11750-**-10	10 PSI	PP (Poly) or SS (Stainless)





Swivel Nozzle Bodies



1/4" Single Swivel
QJ8600-1/4-NYB



1/4" Double Swivel
QJ8600-2-1/4-NYB




1/4" Single Swivel
8600-1/4T-NYB



1/4" Double Swivel
8600-2-1/4T-NYB

Adapters & Accessories

Hose Drops



Quick TeeJet

PART#	SIZE
21353-6-15-NYB	15"
21353-6-24-NYB	24"

11/16" Thread

PART#	SIZE
21354-15-NYB	15"
21354-24-NYB	24"

Push-to-Connect Caps & Bodies



Cap



Body

PART#	SIZE	Type
QJ98588-1/4	1/4"	Cap
QJ98586-3/8	3/8"	Cap
*QJ114398-5/16	5/16"	Cap
QJ98592-1/4-2	1/4"	Body
QJ98590-3/8-2	3/8"	Body
QJ98590-3/8-10	3/8"	Body
*QJ114400-5/16-2	5/16"	Body

*For John Deere 8mm tubing

Dry Boom Nozzle Body Clamps

Hose Shanks



PART#	SIZE
8400-406-NYB	3/8"
8400-500-NYB	1/2"
4251-400-SS	3/8"
4251-500-SS	1/2"



Round

PART#	SIZE
QJ111-1/2	1/2"
QJ111-3/4	3/4"
QJ111-1	1"
QJ111-1-1/4	1 1/4"



Square

PART#	SIZE
QJ111SQ-3/4	3/4"
QJ111SQ-1	1"
QJ111SQ-1-1/4	1 1/4"
QJ111SQ-1-1/2	1 1/2"

*Available in SS





Hose Shank Nozzle Body Clamps



Round

PART#	SIZE
AA111-1/2	1/2"
AA111-3/4	3/4"
AA111-1	1"
AA111-1-1/4	1 1/4"



Square

PART#	SIZE
AA111SQ-1	1"
AA111SQ-1-1/4	1 1/4"
AA111SQ-1-1/2	1 1/2"

QuickJet Adapters



1/4" FPT = QJ1/4T-NYB
11/16" FPT = QJT-NYB



1/4" MPT Adapter
QJ1/4TT-NYB



Y Adapter
QJ90-2-NYR



1" Extension
50854-NYB

*Other options can be found on page 64

Check Valves



11/16" FPT
QJT8360-NYB



90° 1/4" FPT
QJ8355-1/4-NYB



1/4" MPT
QJ8360-NYB



1/4" & 11/16" MPT
QJ8360-NYB

Check Valve Parts



CP6227-TEF
Diaphragm
Teflon (optional)
To be used with
21953 Diaphragm



CP21953-EPR
Diaphragm
EPDM or Viton
Note: Nib on diaphragm
fits into hole in end
cap assembly.



21950-NYB
ChemSaver
End Cap Assembly
Nylon/polypropylene

PART NUMBER	APPROXIMATE OPENING PRESSURE
21950-2-NY	2 PSI (0.14 bar)
21950-8-NYB	8 PSI (0.6 bar)
21950-10-NYB	10 PSI (0.7 bar)
21950-15-NY	15 PSI (1.1 bar)
21950-20-NYB	20 PSI (1.4 bar)

